

>>> Service Letter

Technical Aspects are FAA Approved

Number: L00-02 C
Replaces L00-02 B

Date: 04/18/05

Subject: Overhaul and repair procedures for the SL54002-A1 Wide Flange, Up Exhaust, Cylinder Stud Assemblies.

Application:

CYLINDER ASSEMBLIES	ENGINE APPLICATIONS
SL54002-A1 Stud Assemblies	IO-540-M1A5D, M1B5, M1B5D, U1A5D, U1B5D TIO-540-A2C, F2BD, J2B, J2BD, N2BD, R2AD, S1AD LTIO-540-F2BD, J2B, J2BD, N2BD, R2AD IO-720-B1B, B1BD

Compliance:

Any time the above cylinders are removed for overhaul or repair.

This Service Letter covers specific differences between Superior Air Parts, Inc. SL54002 series Millennium® cylinders, and the original equipment manufacturer’s cylinders, as it pertains to repair and overhaul. If a specific procedure is not addressed in this Service Letter, the applicable procedure in the original equipment manufacturer’s current overhaul manual applies. The cylinders are identified by part number and serial number on the cylinder flange, as shown in Figure 1.

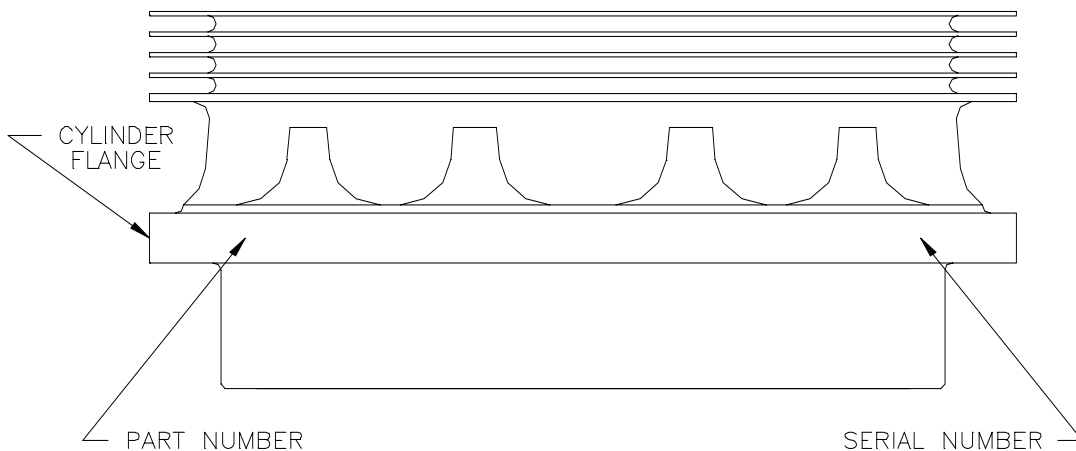


Figure 1

Cylinder Bore:

The Millennium Cylinder[®] barrels are manufactured from AMS 6382 steel and through hardened with a choke bore that should be maintained during any boring or honing operation. Cylinders manufactured before March 2003 were manufactured using the “honed in” choke process. After that date, cylinders were manufactured using what Superior refers to as the “Natural Choke” process. Cylinders manufactured by this process have two advantages over the “honed in” process. First, the cylinder bore, at operating temperature, is much rounder and straighter than a “honed in” cylinder bore. This results in better ring seating and seal over the life of the cylinder. The second advantage, is the result of the state of the art cylinder finishing process used to put the crosshatch finish in the barrel. This process results in much quicker ring seating, while producing much less metal than a traditionally honed cylinder bore. See Figure 2 for standard cylinder dimensions and finish specifications for “honed in” choke cylinders. The “Natural Choke” cylinder bore contour is shown in Figure 3

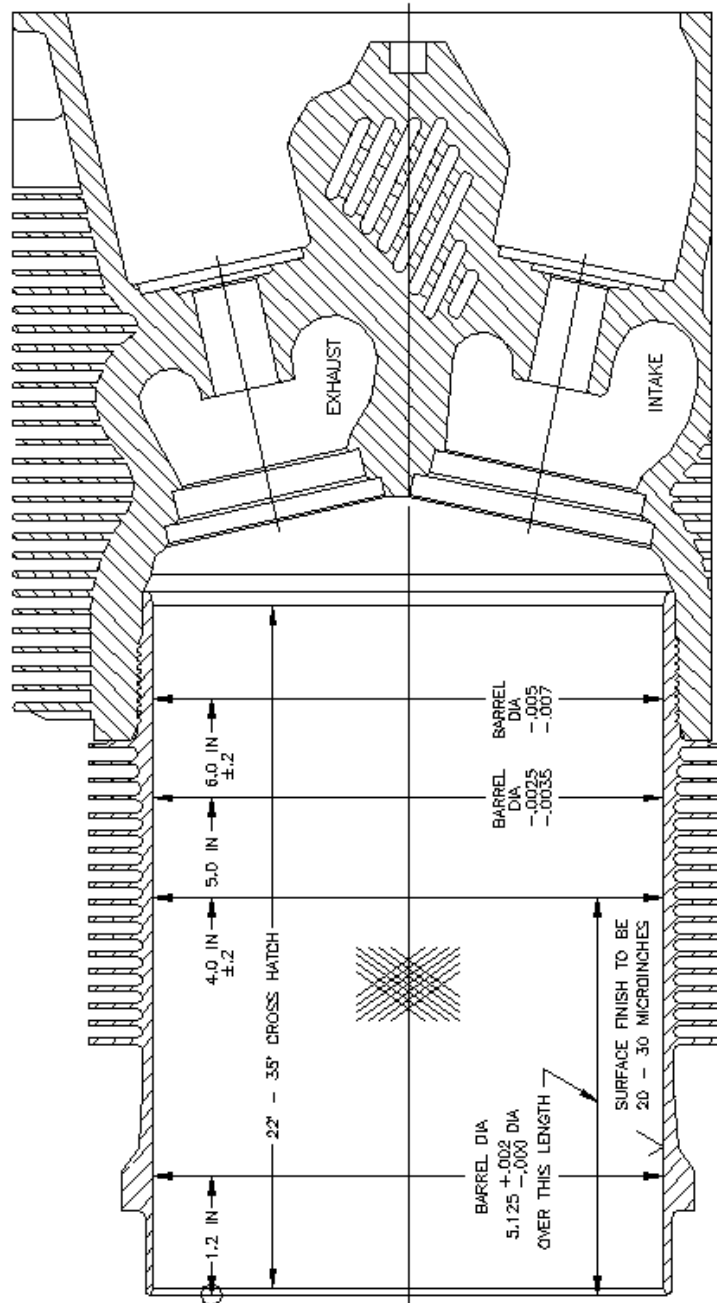
Any time a cylinder is removed, the diameter and out-of-round condition should be checked, as well as cylinder scoring, galling, low spots and ring step. Inspection results should be compared to the dimensions in Figures 2 and 3, as applicable, and to information in the original equipment manufacturer’s current overhaul manual. Through hardened steel cylinders that are worn, can be undersized to .010 or plated back to standard dimensions. This applies to both “honed in” and “Natural Choke” cylinders. Piston rings listed for use in nitrided honed bores, must be used in through hardened cylinder bores.

Cylinder Rebarreling

Millennium[®] cylinders may have the cylinder bores returned to new steel limits by having the cylinder barrel replaced by a Superior Air Parts licensed FAA Repair Station. The old worn barrel is removed and a new Superior Air Parts FAA-PMA Millennium[®] cylinder barrel (the same high quality barrel used in new Millennium[®] cylinder assemblies) is installed. This procedure returns the cylinder bore to the new steel limits shown in Figure 2, as well as assuring that other critical dimensions, such as, compression height and cylinder barrel flange hole alignment, are returned to new limits. Superior Air Parts Customer Service may be contacted for approved sources of this repair.

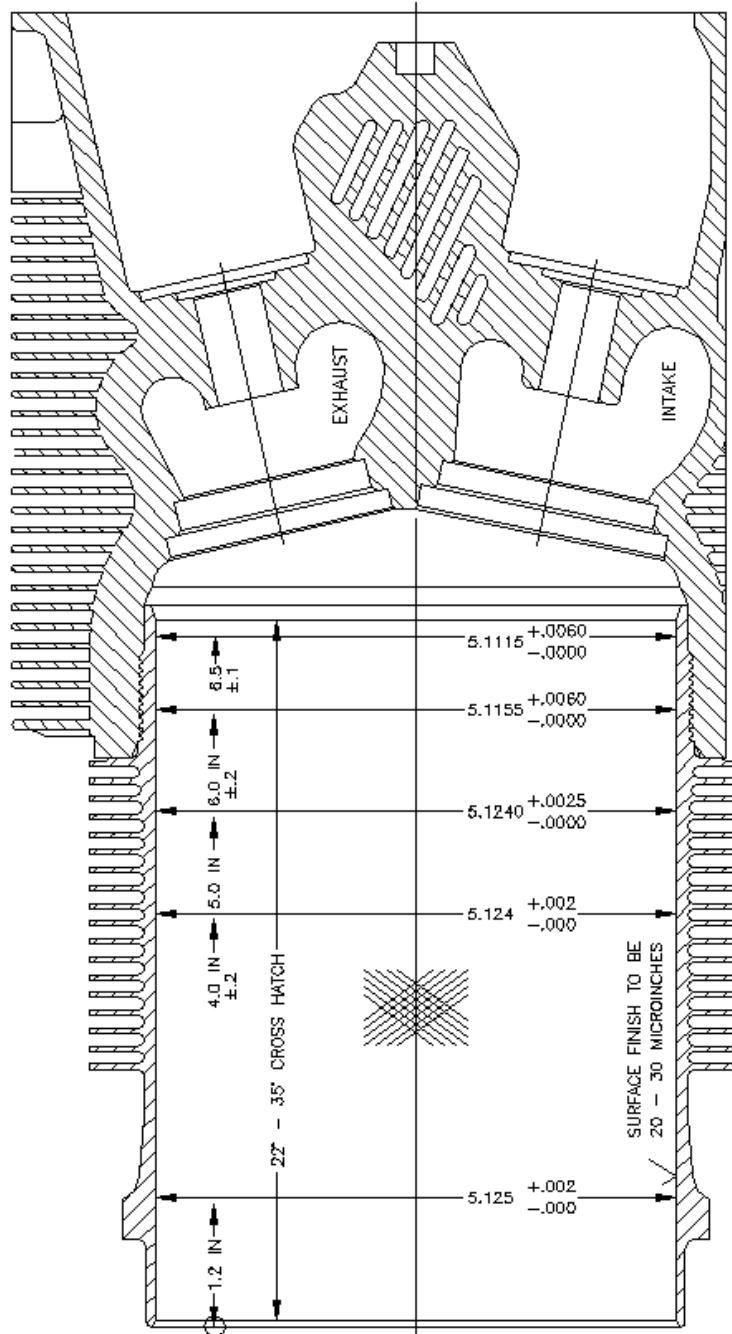
Cylinder Heads

Superior Air Parts, Inc. Standard Cast Cylinder[®] heads for the SL54002 series cylinders are sand cast using ASTM B26 aluminum alloy in compliance with Superior Air Parts, Inc. material specifications.



Cylinder Dimensions – Standard
SL54002-A1

Figure 2



Cylinder Dimensions – Natural Choke
SL54002-A1

Figure 3

Cylinder Parts

The following list of parts are used in new production of the SL54002-A1 stud assemblies.

SL54002-A1

SL75838A	Exhaust Valve Guide - High Chrome Ni-Resist
SL66713A	Intake Valve Guide - Aluminum Bronze
SL31C-10	Exhaust Stud
SL71894A	Exhaust Seat
SL71895A	Intake Seat
SL-STD-2-107	Helical Coil, Spark Plug
MS49005-2Z	Plug
SL-STD-1872	Insert, Tapered Pipe Thread
SL66610	Bushing, Rocker Shaft
SL66670	Bushing, Rocker Shaft
MS20823-6D	Fitting, Oil Drain - Elbow
MS21209-C4-15	Insert, Helical Coil

Additional Related Cylinder Assy Parts

SL16740A	Exhaust Valve
SL13622	Intake Valve
SL11797	Valve Spring - Inner
SL13322	Lower Spring Seat, Exhaust
SL13321	Lower Spring Seat, Intake
SL16475	Upper Spring, Seat, Exhaust
MS13998-3	Rotor Cap, Exhaust
SL62388	Rotor Cap, Intake
MS13997-3	Valve Key, Exhaust
SL72050	Valve Key, Intake